


# Willies English


PRESENTS

## PARTS OF THE BODY

### WORKBOOK



**LET'S DRAW!  
DRAW A BOY AND A GIRL'S FACE.**




# Let's read, trace, and write!



hair

---



cheek

---



forehead

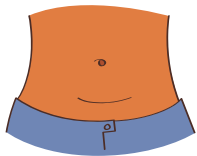
---



neck

---

# Let's read, trace, and write!



belly

---



hand

---



foot


---



teeth

---

# Let's trace and write!



She has short hair.

She has short hair.

---

---

# Let's trace and write!




He has chubby cheeks.

He has chubby cheeks.

---

---

# Let's trace and write!



She has a wide forehead.

She has a wide forehead.

---

# Let's trace and write!



He has a long neck.

He has a long neck.

---

---



# Let's trace and write!




He has a big belly.

He has a big belly.

---

---

# Let's trace and write!



He has dirty hands.

He has dirty hands.

---

---

# Let's trace and write!




She has clean feet.

She has clean feet.

---

---

# Let's trace and write!



He has white teeth.

He has white teeth.

---


---

## Match A to B.



1. It's the hair.
2. It's the cheek.
3. It's the forehead.
4. It's the neck.



1. 
2. 
3. 
4. 

**Rearrange the words to make a correct sentence.**



1. He, a, has, belly, big .



2. dirty, He, hands, has .



3. feet, has, She, clean .



4. He, white, has, teeth .

**Complete the sentence.  
Circle your answer.**

1. I have ( long, short ) hair.

2. I have ( clean, dirty ) hands.

3. I have ( big, small ) belly.

4. I have ( long, short ) neck.

You can  
do it!



## WRITE THE MISSING LETTERS.

1. h\_\_r

5. be\_\_y

2. ch\_\_k

6. h\_n\_

3. for\_he\_d

7. \_ee\_

4. n\_c\_

8. tee\_\_

You can  
do it!







**You've reached the end.  
Great job!**